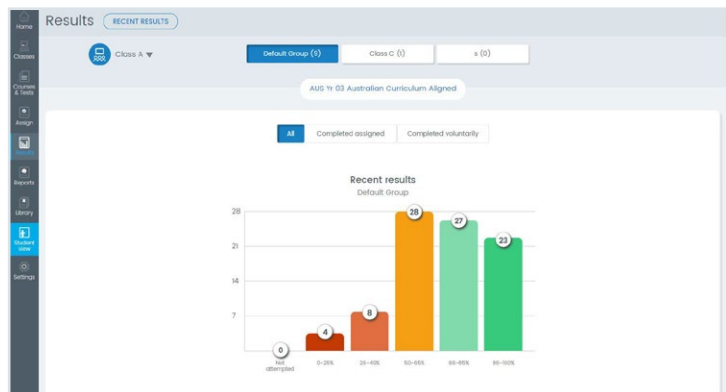


## Results

The Results section of Mathletics displays student activity results in three different ways, allowing you to view the data that is most meaningful for you.

**Recent Results** displays the results of the ten activities most recently completed by the selected group.

You can view all activity results, or use the filter to display only the results of activities you have assigned or only results of activities that students have completed voluntarily.



Based on the result of their most recent attempt, students are grouped into one of 5 grade bands for each of the activities, essentially dividing them into concept-specific ability groups for targeted intervention. For example, you may decide to simply reassign an activity to all students in one grade band, while gathering the students from a lower grade band and presenting the concept using a different classroom strategy.

The first results column indicates how many students did not complete an assigned activity, and subsequently had the activity unassigned and marked as **Not Attempted** in the **Assign** section. For more details on this see **Page 13**.

10 most recent activities (all)

	Not attempted	0-20%	20-40%	40-60%	60-80%	80-100%
Additive Addition	0	0	1	5	2	1
Simple Subtraction	0	0	1	1	3	4
Magic Mental Addition	0	1	0	2	3	3
Magic Mental Subtraction	0	2	0	1	5	1
Commutative Property of Addition	0	0	1	5	2	1
Add 3 Numbers: Bonds to Multiples of 10	0	0	1	3	2	3
Add 3 Numbers: Bonds to 100	0	0	1	1	3	4
Repartition to Subtract	0	0	2	4	1	2
Jump Add and Subtract	0	1	1	3	2	2

### Viewing results


**1** Select the class and group you wish to view results for.

**2** Click one of the grade bands for an activity to view the students in that grade band. Each student's individual grade, and how many attempts they have made, will be displayed.


**3** You can reassign the activity by selecting students and clicking **Reassign**.

**4** Follow the prompts to choose a start and due date (optional).

Start date

  
 10 May 2017  
4:41 PM

Due date (optional)

  
 17 May 2017  
4:41 PM

**5** Select a different grade band at the top of the page to view the students in that grade band.

## Results



**Results by student** groups completed activities by grade band based on the result of the student's latest attempt. This allows you to form individual learning pathways based on each student's strengths and weaknesses.

This is the best place to view which activities have been marked as not attempted for each student, allowing you to quickly reassign these activities at a later stage. Click on the number in the Not attempted column next to each student to view their unattempted activities.

**HINT:** Use the search field to quickly look for the results of an individual student.

**Results by student**

Search student

**All** Completed assigned Completed voluntarily

	Not attempted	0-25%	26-49%	50-65%	66-85%	86-100%
Catharine Beecher	0	0	1	12	23	4
Charlotte Brown	0	0	2	18	18	2
Nicholas Copernicus	0	0	0	1	12	27
Albert Einstein	0	4	18	16	2	0



**Results by activity** allows you to identify student progress at a topic and activity level based on the results of their most recent attempts. When you first enter this section, the topics will all be contracted. Numbers in each grade band will indicate how many activity results fall into that band across the topic.

Click a topic name to reveal the results for each activity. As with **Recent results** students will be grouped into one of 5 grade bands based on their most recent attempt.

The Not attempted column will indicate which students failed to complete each activity when previously assigned.

**Results by activity**

Completed activities

Search activity

**All** Completed assigned Completed voluntarily

	Not attempted	0-25%	26-49%	50-65%	66-85%	86-100%
▼ NA Place Value	0	4	15	34	36	28
▼ NA Comparing & Rounding Numbers	0	1	11	20	28	12
▼ NA Adding & Subtracting - Mental Methods	0	8	18	41	63	41